

# MP ROTATOR® 800

Radius: 1.8 to 4.9 m

20  
mm/hr

The MP800 offers a higher precipitation rate perfect for small spaces and spray retrofits.

## KEY BENEFITS

- Precipitation rate of approximately 20 mm/hr for spray retrofit applications
- Automatic matched precipitation for simplified irrigation design and flexibility
- Double-pop feature protects the nozzle from external debris
- High distribution uniformity for a healthy landscape with maximum water efficiency

## ADDITIONAL FEATURES

- Wind-resistant, multi-stream technology prevents misting
- For vandal resistance, the arc is adjustable only when the MP Rotator is running
- Removable filter screen prevents nozzle clogging
- Colour-coded for easy identification

## OPERATING SPECIFICATIONS

- Radius reduction up to approximately 25% on all models
- Recommended operating pressure: 2.8 bar; 280 kPa
- Minimum radius setting achieved at 2.1 bar; 210 kPa
- Filtration recommended on dirty water applications
- Warranty period: 3 years

## OPTIONS

- Pair with Pro-Spray™ PRS40 Sprinkler Body for pressure regulation to 2.8 bar; 280 kPa for nominal radius settings
- Pair with Pro-Spray PRS30 Sprinkler Body for pressure regulation to 2.1 bar; 210 kPa for minimum radius settings

### MP800SR: 1.8 m to 3.5 m radius



**MP800SR-90**  
90° to 210°



**MP800SR-360**  
360°

### MP815: 2.5 m to 4.9 m radius



**MP815-90**  
90° to 210°



**MP815-210**  
210° to 270°



**MP815-360**  
360°

Compatible with:



**HY Filter**



**PRS30 and PRS40**

MP800SR-90







MP815-90



### MP ROTATOR PERFORMANCE DATA

#### MP800SR

Radius: 1.8 to 3.5 m  
Adjustable Arc and Full-Circle  
● Orange and Grey: 90° to 210°  
● Lime Green and Grey: 360°






MAX RADIUS							MIN RADIUS			
Arc	Pressure		Radius	Flow		Precip. mm/hr		Radius	Flow	
	bar	kPa	m	m <sup>3</sup> /hr	l/min	■	▲	m	m <sup>3</sup> /hr	l/min
90° 	2.1	200	2.6	0.04	0.61	22	25	1.8	0.03	0.49
	2.5	250	2.9	0.04	0.72	21	24	2.1	0.03	0.55
	<b>2.8</b>	<b>280</b>	<b>3.1</b>	<b>0.05</b>	<b>0.87</b>	<b>21</b>	<b>24</b>	<b>2.4</b>	<b>0.04</b>	<b>0.61</b>
	3.0	300	3.4	0.06	0.95	20	23	2.4	0.04	0.68
	3.5	350	3.5	0.06	1.02	20	23	2.7	0.04	0.72
	3.8	380	3.5	0.06	1.06	20	23	3.0	0.05	0.76
180° 	2.1	200	2.6	0.07	1.21	22	25	1.8	0.06	0.98
	2.5	250	2.8	0.08	1.40	21	24	2.1	0.07	1.10
	<b>2.8</b>	<b>280</b>	<b>3.0</b>	<b>0.10</b>	<b>1.59</b>	<b>21</b>	<b>24</b>	<b>2.4</b>	<b>0.07</b>	<b>1.21</b>
	3.0	300	3.3	0.10	1.74	19	22	2.4	0.08	1.36
	3.5	350	3.4	0.11	1.82	19	22	2.7	0.09	1.44
	3.8	380	3.5	0.11	1.89	18	21	3.0	0.09	1.51
210° 	2.1	200	2.6	0.08	1.40	22	25	1.8	0.07	1.15
	2.5	250	2.8	0.10	1.67	22	25	2.1	0.08	1.28
	<b>2.8</b>	<b>280</b>	<b>3.0</b>	<b>0.11</b>	<b>1.85</b>	<b>21</b>	<b>24</b>	<b>2.4</b>	<b>0.08</b>	<b>1.41</b>
	3.0	300	3.2	0.12	2.01	20	23	2.4	0.10	1.59
	3.5	350	3.4	0.13	2.12	19	22	2.7	0.10	1.68
	3.8	380	3.5	0.13	2.20	18	21	3.0	0.11	1.77
360° 	2.1	200	2.6	0.14	2.38	22	25	1.8	0.11	1.78
	2.5	250	2.8	0.16	2.65	20	23	2.1	0.12	1.97
	<b>2.8</b>	<b>280</b>	<b>3.0</b>	<b>0.18</b>	<b>2.95</b>	<b>20</b>	<b>23</b>	<b>2.4</b>	<b>0.13</b>	<b>2.12</b>
	3.0	300	3.1	0.19	3.22	20	23	2.4	0.13	2.23
	3.5	350	3.3	0.20	3.33	19	21	2.7	0.14	2.38
	3.8	380	3.5	0.22	3.71	18	21	3.0	0.16	2.65

**Bold** = Optimal pressure for the MP Rotator is 2.8 bar; 280 kPa. This can easily be achieved by using the MP Rotator with the Pro-Spray PRS40, pressure-regulated at 2.8 bar; 280 kPa.

### MP ROTATOR PERFORMANCE DATA

#### MP815

Radius: 2.5 to 4.9 m  
Adjustable Arc and Full-Circle  
● Maroon and Grey: 90° to 210°  
● Lt. Blue and Grey: 210° to 270°  
● Olive and Grey: 360°

Arc	Pressure		Radius	Flow		Precip. mm/hr	
	bar	kPa	m	m <sup>3</sup> /hr	l/min	■	▲
90° 	2.1	210	4.3	0.10	1.59	21	24
	2.5	250	4.5	0.10	1.74	21	24
	<b>2.8</b>	<b>280</b>	<b>4.6</b>	<b>0.11</b>	<b>1.85</b>	<b>21</b>	<b>24</b>
	3.1	310	4.8	0.12	1.97	21	24
	3.5	350	4.9	0.12	2.08	21	24
	3.8	380	4.9	0.13	2.20	22	25
180° 	2.1	210	4.0	0.17	2.84	21	25
	2.5	250	4.3	0.20	3.26	21	24
	<b>2.8</b>	<b>280</b>	<b>4.5</b>	<b>0.21</b>	<b>3.52</b>	<b>21</b>	<b>24</b>
	3.1	310	4.6	0.22	3.63	21	24
	3.5	350	4.8	0.24	4.01	21	24
	3.8	380	4.9	0.25	4.20	21	24
210° 	2.1	210	4.0	0.20	3.33	21	25
	2.5	250	4.3	0.22	3.63	20	23
	<b>2.8</b>	<b>280</b>	<b>4.5</b>	<b>0.25</b>	<b>4.16</b>	<b>21</b>	<b>24</b>
	3.1	310	4.6	0.26	4.39	21	25
	3.5	350	4.8	0.28	4.69	21	24
	3.8	380	4.9	0.30	4.92	21	24
270° 	2.1	210	4.0	0.26	4.31	22	25
	2.5	250	4.3	0.28	4.69	20	23
	<b>2.8</b>	<b>280</b>	<b>4.5</b>	<b>0.32</b>	<b>5.30</b>	<b>21</b>	<b>24</b>
	3.1	310	4.6	0.33	5.56	21	24
	3.5	350	4.8	0.35	5.83	20	23
	3.8	380	4.9	0.37	6.09	20	23
360° 	2.1	210	4.0	0.35	5.75	22	25
	2.5	250	4.3	0.39	6.43	21	24
	<b>2.8</b>	<b>280</b>	<b>4.5</b>	<b>0.42</b>	<b>7.08</b>	<b>21</b>	<b>24</b>
	3.1	310	4.6	0.45	7.57	21	25
	3.5	350	4.8	0.48	8.06	21	24
	3.8	380	4.9	0.51	8.55	21	25