



PROJECT _____

CATALOG # _____

TYPE _____

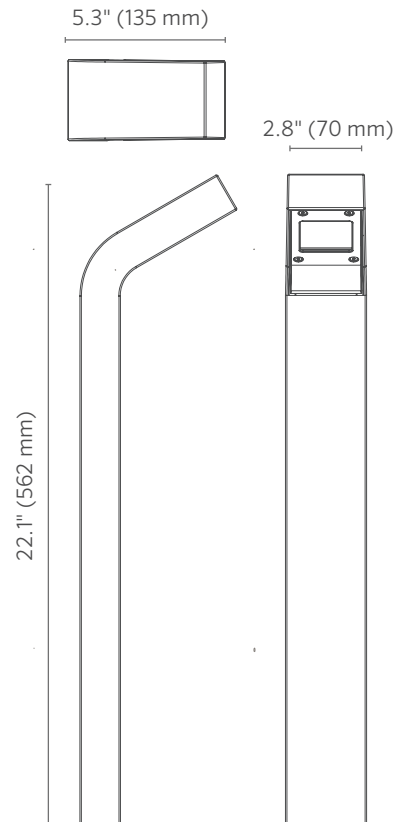
NOTES _____

M-PJ Path Light **DESIGNER PLUS**

The M-PJ path light adds style and functionality to modern installations. Durable aluminum construction stands up to the elements.

Quick Facts

- Tamper-resistant features
- Die-cast aluminum
- Two-layer marine-grade anodization and powder coat finish
- Cree® integrated LEDs
- Compatible with Luxor® technology
- Phase and PWM dimmable
- Input voltage: 10-15 V



M-PJ Path Light SPECIFICATIONS

Lamp	1 LED	3LED	6LED	ZDC
Total Lumens*	63	151	286	185
Input Voltage	10 to 15V	10 to 15V	10 to 15V	11 to 15V
Input Power (W)	2.0	4.2	8.2	9.1
VA Total	2.4	4.5	9.7	11.0
Lumens per Watt (Efficacy)	32	36	28	20
CRI (Ra)	80+	80+	80+	80+
Max Candela	25	62	111	86
Dimming	PWM, Phase	PWM, Phase	PWM, Phase	--
RGBW Available	No	No	No	Yes
Luxor Compatibility				
Default	Zoning	Zoning	Zoning	--
ZD Option	Zoning/Dimming	Zoning/Dimming	Zoning/Dimming	--
ZDC Option	--	--	--	Zoning/Dimming /Color
Minimum Rated Life (L90/B10)	55,000 Hrs	55,000 Hrs	55,000 Hrs	55,000 Hrs

*Measured using the 3,900K CCT lens. Multipliers for other CCTs include 0.80 (2,700K), 0.65 (4,500K), and 0.65 (5,200K).

FX Luminaire

FX Luminaire is an industry-leading manufacturer of landscape and architectural lighting products with a focus on the advancement of LED technology and digital lighting control with zoning, dimming, and color adjustment capabilities. We offer a full spectrum of specification-driven lighting fixtures that can be utilized to create elegant, cutting-edge landscape lighting systems for commercial or residential applications. Our products are available exclusively via our extensive professional distributor network.

Materials

Die-cast A380 aluminum body with stainless steel hardware.

Power

Input 10-15 VAC/VDC, 50/60 Hz. Remote transformer required (specify separately).

Lamp

Integrated module with Cree LEDs. Gold-plated connectors and conformal coating for maximum reliability and corrosion resistance. Proprietary onboard intelligent driver uses firmware-controlled temperature regulation, maximizing LED life. Field upgradeable and replaceable, the LEDs are rated to 55,000 hrs. Maximum drive current: 1 A.

Socket

Socket contains MoistureBlock™ technology, preventing moisture from wicking up into sealed areas of the fixture.

Optics

Polycarbonate color temperature adjustment lenses included with luminaire: 2,700K (preinstalled), 3,900K (no lens), 4,500K, and 5,200K. Photometry is calculated using LM-79 method for SSL fixtures.

Wiring

18 AWG (1 mm); SPT-1W; 220°F (105°C); 300V; 10' (3 m) length

Housing

Die-cast A380 aluminum body with capacity for 1LED, 3LED, 6LED, or ZDC integrated LEDs.

Lens

UV-stabilized acrylic lens with shock resistance and high tolerance for thermal expansion and stress.

Finish

Two-layer protection of sulfuric acid anodization and polyester TGIC powder coat, providing superior outdoor weathering in all conditions. Tested to ASTM standards.

Weight

1.0 lb. (0.5 kg)

Manufacturing

ISO 9001:2015 certified facility

Hardware

Stainless steel machine screws. Ships with 30" (762 mm) length of 3/4" (19 mm) conduit for mounting.

Ambient Operating Temperature

0°F to 122°F (-18°C to 50°C)

Control

ZD or ZDC utilizes Luxor technology to zone fixtures in up to 250 groups, dim each group in 1% increments between 0 and 100%, or change to one of 30,000 colors with RGBW LEDs. Select the ZD option for zoning/dimming or ZDC for zoning/dimming/color. Standard fixture is zoneable with Luxor.

Sustainability

Innovation meets conservation in the design and manufacturing of our products. Where we can, we use recycled materials while maintaining superior functionality. Our LED products provide high-quality light at optimal energy efficiency, lifespan, and durability.

Installation Requirements

Designed for installation in the downward lighting direction only.

International Compliance

Compliant per IEC 60598-1 and IEC 60598-2-7 by selecting "e" option in parts builder.










Warranty

10-year limited warranty.

Listings



M-PJ Path Light ORDERING INFORMATION

Fixture	Luxor Option	Lamp	Compliance	Finish
M-PJ*	<input type="checkbox"/> [default] Zone	<input type="checkbox"/> 1LED 63 Lumens	<input type="checkbox"/> [default] North America (UL Listed)	<input type="checkbox"/> BZ Bronze  <input type="checkbox"/> SB Sedona Brown 
	<input type="checkbox"/> ZD Zone/Dim	<input type="checkbox"/> 3LED 151 Lumens	<input type="checkbox"/> e Int'l (CE Certified)	<input type="checkbox"/> SV Silver  <input type="checkbox"/> AL Almond 
		<input type="checkbox"/> 6LED 286 Lumens		<input type="checkbox"/> FB Black  <input type="checkbox"/> WG White Gloss 
	<input type="checkbox"/> ZDC Zone/Dim/Color	<input type="checkbox"/> [default ZDC option] 110 Lumens		<input type="checkbox"/> DG Desert Granite  <input type="checkbox"/> FW Flat White 
			<input type="checkbox"/> WI Weathered Iron 	

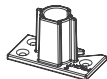
EXAMPLE FIXTURE CONFIGURATION:

M-PJ-ZD-1LED-SV

* Ships with 30" (762 mm) length of 3/4" (19 mm) conduit



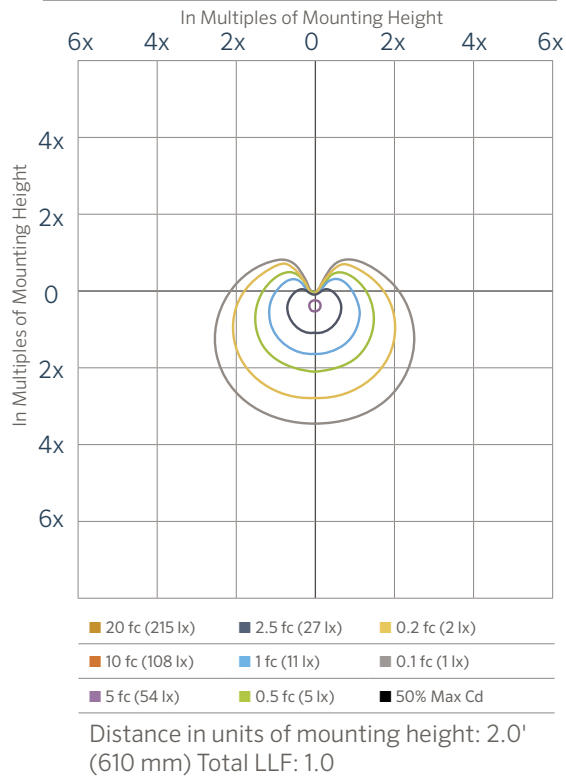
MOUNTING OPTIONS: Specify Separately

Mounts	Catalog No.
<input type="checkbox"/> M-PJ DECK MOUNT 2.7" x 1.4" x 1.7" (70 mm x 35 mm x 43 mm)	MPJ-DM-XX** 

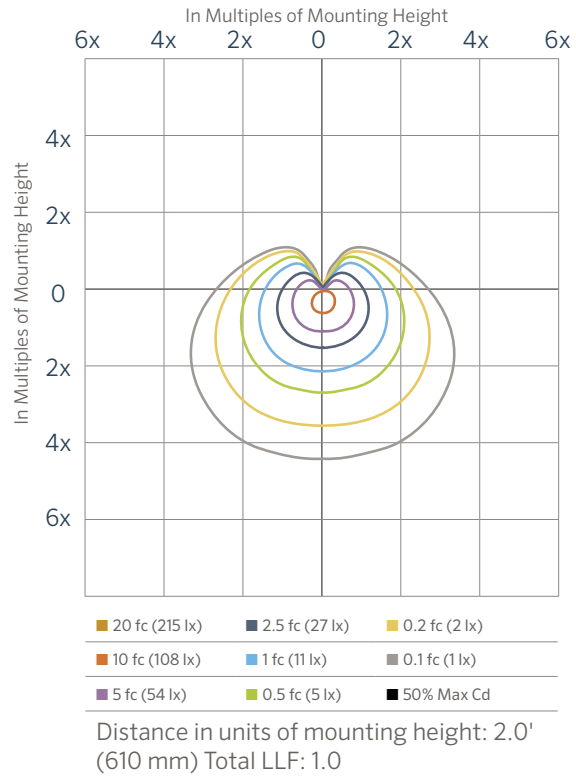
**XX = Power coat color code

M-PJ Path Light PHOTOMETRICS

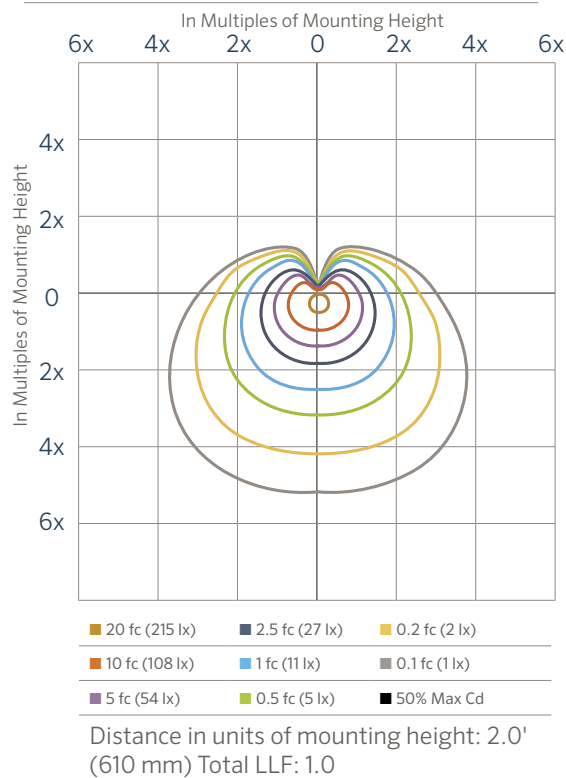
M-PJ 1LED Isofootcandle Plot



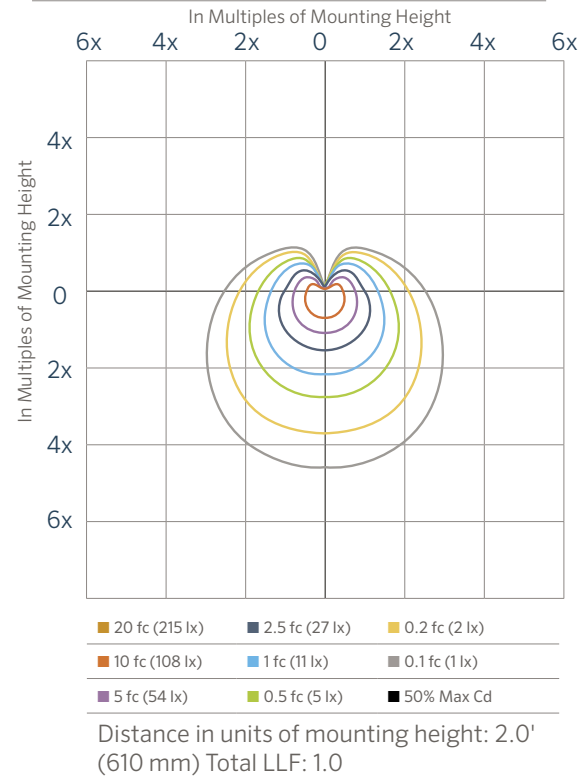
M-PJ 3LED Isofootcandle Plot



M-PJ 6LED Isofootcandle Plot



M-PJ ZDC Isofootcandle Plot



Cree is a registered trademark of Cree Inc. MoistureBlock is a trademark of DSM&T Co. Inc.

© 2019 Hunter Industries Inc. Hunter, FX Luminaire, all related logos, and all other trademarks are property of Hunter Industries, registered in the U.S. and other countries.