

PM/5-3W PM/5-2W



PRESSURE SWITCH FOR WATER PUMPS WITH INTEGRATED PRESSURE GAUGE AND 3 WAY FITTING

- Pressure switches for use with water in **autoclave systems**
- The switch ensures automatically the starting and stopping of the electric pump according to the set pressure values
- **Easy and fast** connection to the pump and to the pressure tank
- **Integrated pressure gauge**
- Robust plastic fitting **replacing common brass fitting**
- Electric contacts: normally closed and made of brass alloy with Ag-Ni surfacing
- Terminals with M4 screws and 8x8 mm pressure dice
- NBR rubber membrane with textile insert (food grade for PM/5 - PM/6 - PT/5)
- 1/4" F hydraulic connection made of galvanized steel
- Standard protection degree IP 44
- Max ambient temperature: 55°C
- Tear resistant cable clamps

APPLICATIONS: Pressure switches for water pumps



TECHNICAL DATA

Load: 250V ~ 16(10)A

|

Max. Pressure: 5 bar

|

Connections: PM/5-3W: GAS 1" M x 1" F x 1"F
PM/5-2W: GAS 1" F x ½" M

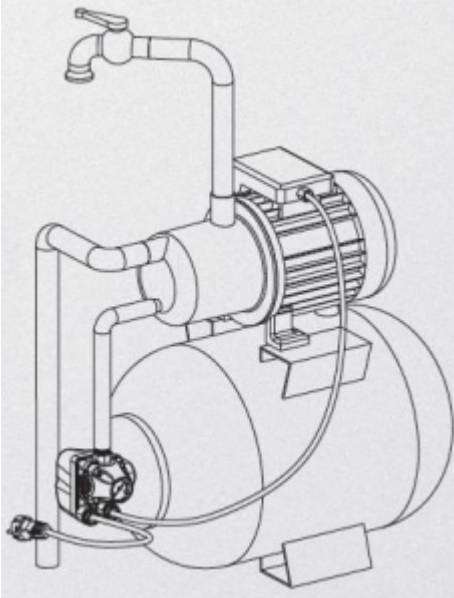
|

Pressure Gauge: Ø 40 mm 0-6 bar / 0-86 PSI

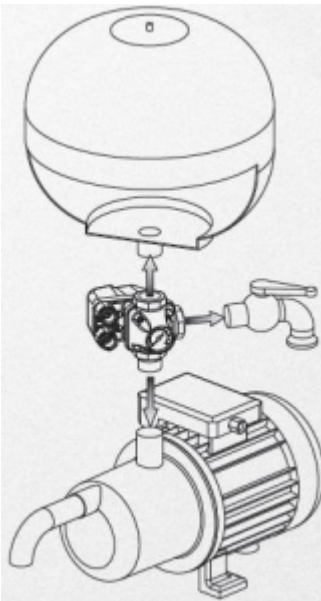
|

* The technical data concerning pressure setting values are the same as the pressure switch PM/5

DRAWINGS



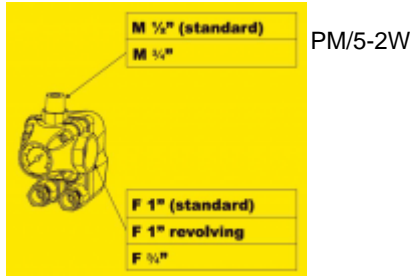
PM/5-2W



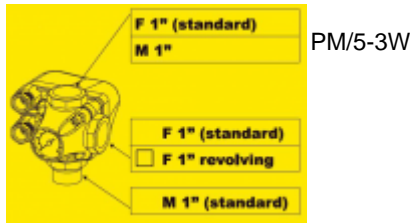
PM/5-3W

ATTACH

PM/5-2W



PM/5-3W



OPTIONAL

Electrical cables for motor and line connection



Version with electrical cables for motor and line connection

Customized settings



Customized settings

Special springs for not standard adjustment ranges



Special springs for not standard adjustment ranges

Graduated scale



Graduated scale on the device for an easy adjustment of their cut-in pressure

Transparent cover



Transparent cover

Cover with on/off button



Cover with **on/off** button

Reinforced electric contacts up to 25A current



Reinforced electric contacts up to **25A** current

Protection degree IP54



Protection degree IP54

Blind cable clamps



One of the two cable clamps can be supplied blind

Revolving nut fitting 1" F



Revolving nut fitting 1" F



Any unauthorized reproduction or distribution of this document is forbidden. Italtecnica reserves the right to bring without notice any modification on technical data described in the present document. Italtecnica is not liable for any possible mistakes or omissions of the content.